

SPT-520

High Performance Microwave Coax Cable

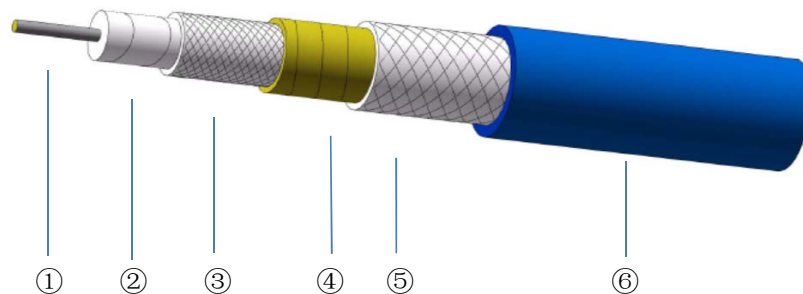
Product Description

Superlink SPT series coaxial cable has excellent phase stability while temperature vary in a wide range. With a ingenious multi-layer shielding technique its shielding effectiveness reach to 100dB. It has been applied to microwave interconnection system for aircraft, ship, and commercial telecom. It can keep high reliability after long bending life.

Feature & Benefit

- 76%Vp PTFE Tape+SPC Foil+Tri-Sheild
- Low Loss, Better bending performance,Durable
- Equivalent to SFT-205
- Replace to HP190s, UFA205A, SUCOFLEX-104

Product Structure



	①Center Conductor	②Dielectric	③Outer Conductor	④Inner Layer	⑤Outer shield	⑥Jacket
Material	SPC	LD PTFE	SPC	Aluminium Foil	SPC	FEP
Size (mm)	1.29±0.02	3.91±0.05	4.23±0.05	4.32±0.05	4.76±0.08	5.20±0.15

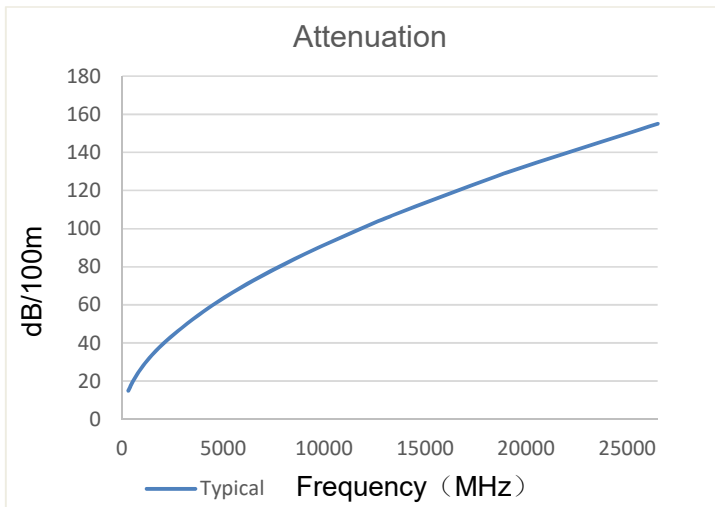
Specifications

Impedance	50Ω
Operation Frequency	26.5GHz
Velocity of Propagation	76%
Shielding Effectiveness	100dB
Voltage Withstand	1500V,DC
Time Delay	4.38ns/m
Phase Stability(Bending)	±10° 18GHz
Amplitude Stability	±0.1dB 18GHz
Bend Radius:repeated	52mm
Bend Radius:installation	25mm
Weight	60g/m
Temp, Operating&Installation	-55~200°C
Temp,Storage	-65~200°C

The rights of technical information provided on the sheet belongs to Superlink. Contents cannot provided to other third-companies without permission.

Shenzhen Superlink Technology Co.,Ltd
 Website: www.slkcorp.com
 Tel: +86 755-89814648

Attenuation (Typical@25°C VSWR=1.0)



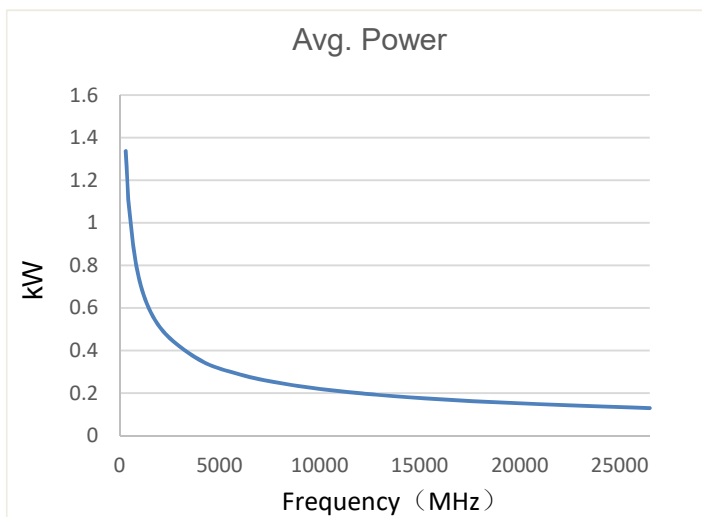
Frequency(MHz)	Attenuation (dB/100m)
300	15.0
500	19.4
1000	27.7
2000	39.5
4000	56.5
6000	69.9
8000	81.3
10000	91.5
12000	100.9
14000	109.6
18000	125.5
20000	132.9
26500	155.0

$$K1=0.8562336$$

$$K2=0.0005906$$

$$\text{Attenuation}=K1*\sqrt{F}+K2*F$$

Power (40°C VSWR=1.0 Sea Level)



Frequency(MHz)	Avg.Power (kW)
300	1.338
500	1.033
1000	0.726
2000	0.509
4000	0.355
6000	0.287
8000	0.247
10000	0.219
12000	0.199
14000	0.183
18000	0.160
20000	0.151
26500	0.130

Ver A-1